

## ANALYSIS ON STUDENTS FEEDBACK

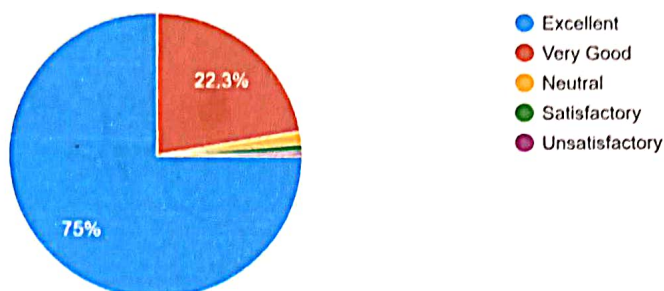
(2023-2024)

- (A) Student feedback on courses. Attributes such as applicability of the courses to real life situations, extent of coverage of course, depth of course content, learning value (in terms of skills, concepts, knowledge, analytical abilities) were considered for student feedback on courses. The data was collected and analysed using Google form. The analysis and interpretation of the data is as follows.

### ➤ Applicability of the courses to real life situations

Chart-1.1

Applicability to real life situations.  
220 responses

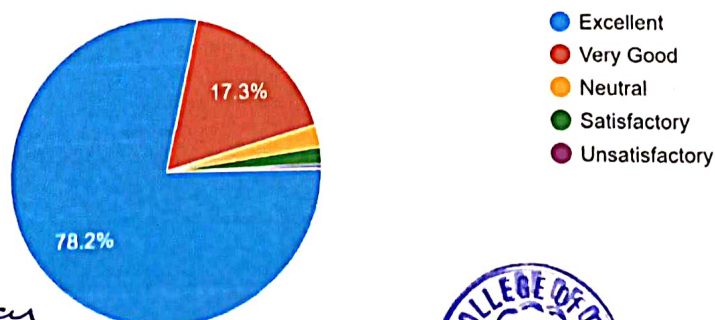


From the above chart-1.1, it can be interpreted that around 97.3% students felt that the course is large applicable in the real life situation. whereas 2.7% students felt that the course is less applicable in real life situation by giving response.


### ➤ Extent of coverage of course

Chart-1.2

Extent of coverage of course.  
220 responses



*Suman Desai*  
In Charge Principal  
S.K.P. College of Commerce  
Surat.

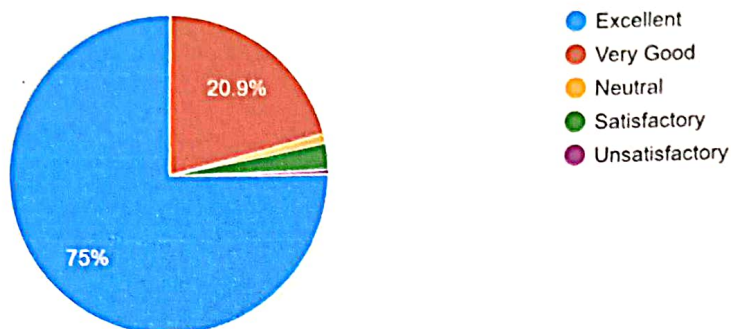


From the above chart-1.2, it can be interpreted that majority students 95.5% believed that the coverage of course was fairly good.

➤ **Depth of the course content**

Chart-1.4

Depth of the course content  
220 responses

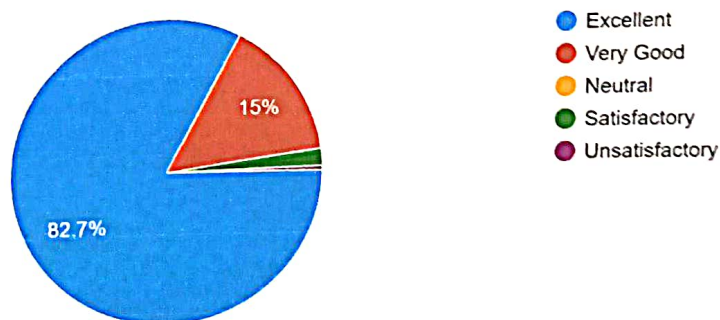


As observed and concluded from chart-1.4, in the matter of depth of course content, 95.9% students feel that the depth of the study content is very good.

➤ **Learning value**

Chart-1.5

Learning value ( in terms of skills, concepts, knowledge and analytical abilities )  
220 responses



From above chart-1.5, it is seen that 97.7% students believed that course content provided was very good learning value because they believed that this kind of learning increased their skills, conceptual knowledge, and analytical skills.

(B) Student Feedback on Teachers and Teaching Evaluation Communication skills (Articulations and comprehensibility), Accessibility of the teacher in and out of the class

*Seema Desai*  
In Charge Principal  
Sir K. P. College of Commerce  
Surat.

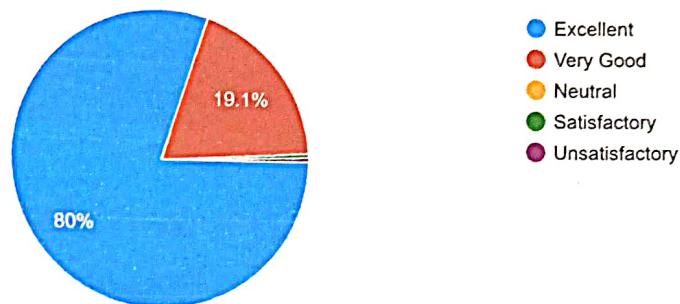


(includes availability of the teacher to motivate outside class discussion), Ability to design assignments/examination to test understanding of the course, Knowledge base of the teacher, Sincerity/Commitment of the teacher were considered for Student Feedback on Teachers and Teaching Evaluation. The data was collected and analysed using Google form. The analysis and interpretation of the data is as follows.

➤ **Communication skills**

Chart-1.6

Communication skills (Articulations and comprehensibility)  
220 responses



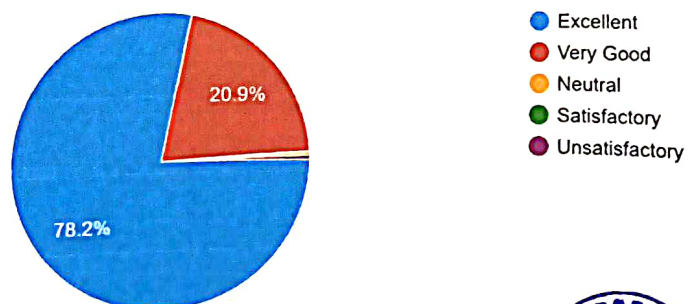
As per above chart-1.6, the results show that majority students 99.1% provided very good rating regarding the teacher's communication skills. It means teachers possess strong communication skill.

➤ **Accessibility of the teacher in and out of the class**


Chart-1.7

Accessibility of the teachers in and out of the class (includes availability of the teachers to motivate outside class discussion)

220 responses



*Seema Desai*  
In Charge Principal  
Sir K. P. College of Commerce  
Surat.



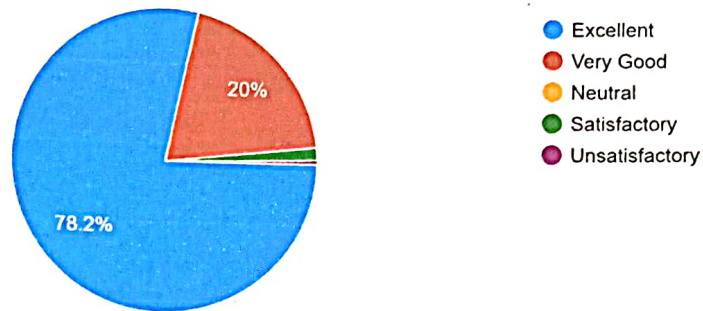


Above the chart-1.7 shows that 99.1% students gave very good score regarding the accessibility of teacher in and out of the class. It means teachers are always available to help the students whenever needed.

➤ **Ability for assignments & test**

Chart-1.8

Ability to design assignments/examination to test understanding of the course.  
220 responses

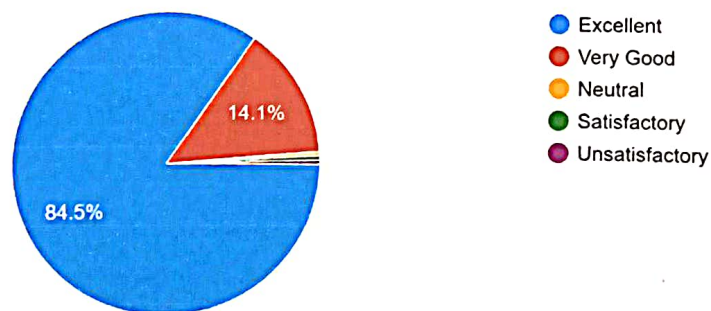


From above chart-1.8, it could be interpreted that 98.2% students believed that teachers have designed very good system of assignments/examinations because they believe that with the help of assignments and examinations, their understanding of the course is checked and corrected.

➤ **Knowledge base of the teacher**


Chart-1.9

Knowledge base of teacher.  
220 responses



From chart-1.9, it seems that majority 98.6% students believed that teachers are having a very good knowledge and depth of their subject which helps in increasing the students knowledge. This factor certainly speaks volumes about the positive opinion that the students hold for their teachers.

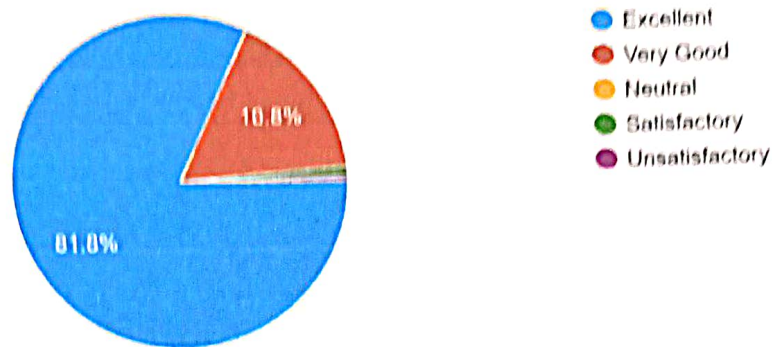
*K. P. Desai*  
In Charge Principal  
Sir K. P. College of Commerce  
Surat.



➤ **Sincerity / commitment of the teacher**

**Chart-1.10**

Sincerity/commitment of the teacher,  
220 responses



From the chart-1.10, it reveals that 98.6 % students gave a full positive response to the sincerity and commitment level of the teacher. It means majority students are highly satisfied with their teachers. This is a very encouraging result for teachers and students.

As per above all charts all attributes is good. It indicates that the feedback regarding, the course and the teachers and teaching evaluation is very good.

Thus the overall results show that the students are optimistic about both, the course material and the teacher. This shows that they have trust in the teaching learning process that aims at their growth and are hopeful that it will help them reap rich dividends.

*Seema Desai.*  
**In Charge Principal**  
**Sir K. P. College of Commerce**  
**Surat.**

