

ANALYSIS ON STUDENTS FEEDBACK

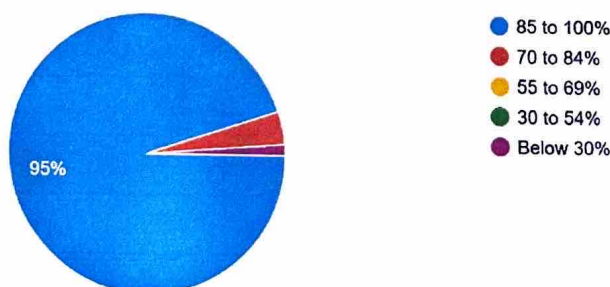
(2022-2023)

Student feedback on courses Attributes such as How much of the syllabus was covered in the class?, How well did the teachers prepare for the classes?, How well were the teachers able to communicate?, The teacher's approach to teaching can best be described as ..., Fairness of the internal evaluation process by the teachers., Was your performance in assignments discussed with you?, The institute takes active interest in promoting internship, student, The teaching and mentoring process in your institution facilitates you in cognitive, social and emotional growth, The institution provides multiple opportunities to learn and grow. Teachers inform you about your expected competencies, course outcomes and programme outcomes. Your mentor does a necessary follow-up with an assigned task to you. The teachers illustrate the concepts through examples and applications. The teachers identify your strengths and encourage you with providing right level of challenges, Teachers are able to identify your weaknesses and help you to overcome them, The institution makes effort to engage students in the monitoring, review and continuous quality improvement of the teaching learning, The institute/ teachers use student centric methods, such as experiential learning, participative learning and problem solving methodologies for enhancing learning experiences, Teachers encourage you to participate in extracurricular activities, Efforts are made by the institute/teachers to inculcate soft skills, life skills and employability skills to make you ready for the world of work, What percentage of teachers use ICT tools such as LCD projector, Multimedia, etc. while teaching, The overall quality of teaching-learning process in your institute is very good, were considered for student feedback on courses. The analysis and interpretation of the data is as follows.

➤ How much of the syllabus was covered in the class?

Chart-1.1

1. How much of the syllabus was covered in the class? વર્ગખંડમાં કેટલો અભ્યાસક્રમ પૂર્ણ થયો હતો?
159 responses



From the above chart-1.1, it can be interpreted that the majority of respondents (95 students) indicated that between 85% to 100% of the syllabus was covered. This suggests a perception of thorough and comprehensive coverage, reflecting satisfaction with the pace and

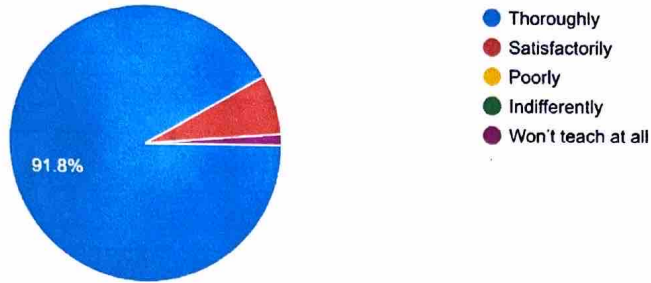


depth of the course. It also suggests effective teaching methods, course management and fostering a conducive learning environment.

- **How well did the teachers prepare for the classes?**
શિક્ષકોએ વર્ગો માટે કેટલી સારી તૈયારી કરી હતી ?

Chart-1.2

2. How well did the teachers prepare for the classes? શિક્ષકોએ વર્ગો માટે કેટલી સારી તૈયારી કરી હતી ?
159 responses

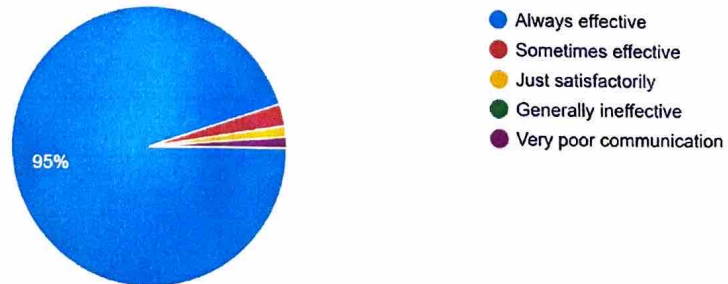


From the above chart-1.2, it can be interpreted that majority students 91.8% believed that the teachers thoroughly well prepare for the classes.

- **How well were the teachers able to communicate?**
શિક્ષક વિષય અંગેનું સમજણ આપવામાં આપવામા કેટલી સારી રીતે સક્ષમ હતા?

Chart-1.3

3. How well were the teachers able to communicate?
શિક્ષક વિષય અંગેનું સમજણ આપવામાં આપવામા કેટલી સારી રીતે સક્ષમ હતા?
159 responses



From the above chart-1.3, it can be observed that majority students 95% were of the opinion that the teachers able to communicate always effective. It means the students are

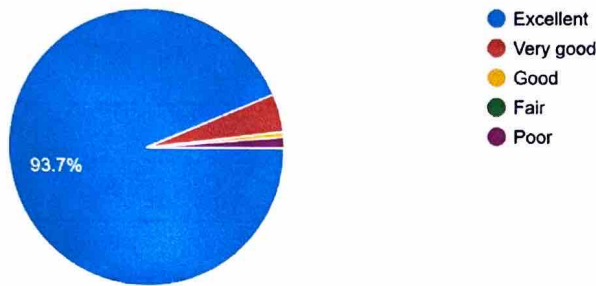
easily getting the material from college teachers, library etc and reading materials was relevant in today's time.

➤ The teacher's approach to teaching can best be described as ..
શિક્ષકની ભણાવવાની પદ્ધતિને તમે કેવી મૂલવશો?

Chart-1.4

4. The teacher's approach to teaching can best be described as .. શિક્ષકની ભણાવવાની પદ્ધતિને તમે કેવી મૂલવશો?

159 responses



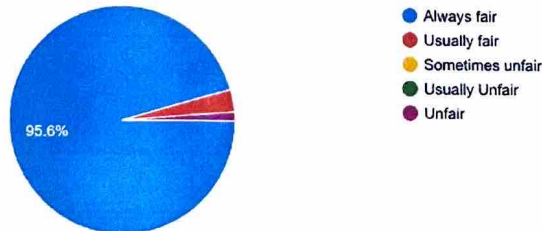
As observed and concluded from chart-1.4 , in the matter of teacher's approach to teaching, 93.7% students feel that **teacher's approach to teaching** is excellent.

➤ Fairness of the internal evaluation process by the teachers.
કોલેજમાં શિક્ષકો દ્વારા આંતરિક મૂલ્યાંકનની પદ્ધતિ ઉચિત છે?

Chart-1.5

5. Fairness of the internal evaluation process by the teachers. કોલેજમાં શિક્ષકો દ્વારા આંતરિક મૂલ્યાંકનની પદ્ધતિ ઉચિત છે?

159 responses



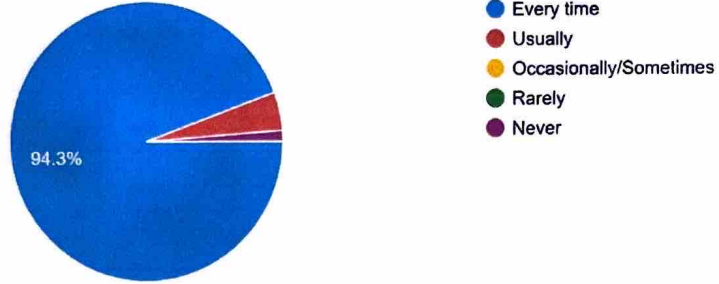
From above chart-1.5, it is seen that 95.6% students believed that internal evaluation process by the teachers is always fair.

- **Was your performance in assignments discussed with you?**
એસાઈમેન્ટની તમારી કામગીરી વિશે તમારી સાથે ચર્ચા કરવામાં આવે છે?

Chart-1.6

6. Was your performance in assignments discussed with you? એસાઈમેન્ટની તમારી કામગીરી વિશે તમારી સાથે ચર્ચા કરવામાં આવે છે?

159 responses



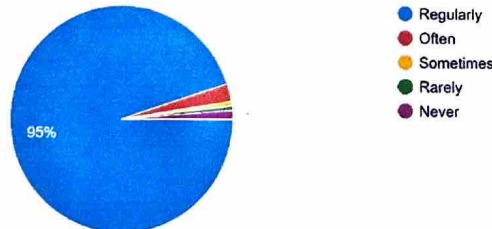
As per above chart-1.6, the results show that the majority of respondents 94.3%, who reported that their performance in assignments was discussed with them every time, indicate a positive and proactive approach to student-teacher interaction within the learning environment.

- **The institute takes active interest in promoting internship, student exchange, field visit opportunities for students.**
સંસ્થા વિદ્યાર્થીઓ માટે ઇન્ટર્નશીપ, વિદ્યાર્થી વિનિમય, ક્ષેત્ર મુલાકાતની તકોમાં પ્રોત્સાહિત કરવામાં સક્રિય રસ લે છે.

Chart-1.7

7. The institute takes active interest in promoting internship, student exchange, field visit opportunities for students. સંસ્થા વિદ્યાર્થીઓ માટે ઇન્ટર્નશીપ... તકોમાં પ્રોત્સાહિત કરવામાં સક્રિય રસ લે છે.

159 responses

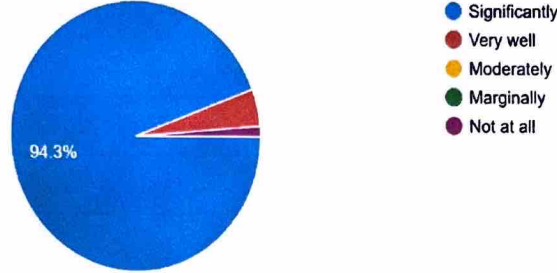


Above the chart-1.7 shows that 95% students suggests that the institute takes active interest in promoting internship, student exchange, field visit opportunities for students.

- **The teaching and mentoring process in your institution facilitates you in cognitive, social and emotional growth.**
તમારી સંસ્થામાં શિક્ષણ અને માર્ગદર્શન પ્રક્રિયા તમને બૌદ્ધિક, સામાજિક અને ભાવનાત્મક વિકાસમાં સુવિધા આપે છે.

Chart-1.8

8. The teaching and mentoring process in your institution facilitates you in cognitive, social and emotional growth. તમારી સંસ્થામાં શિક્ષણ અને માર્ગદર્શન પ્રક્રિયા તમને બૌદ્ધિક, સામાજિક અને ભાવનાત્મક વિકાસમાં સુવિધા આપે છે.
159 responses

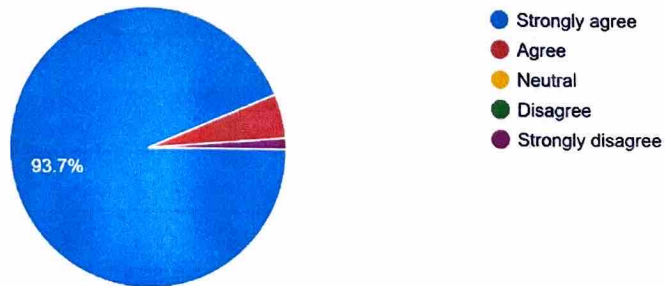


From above chart-1.8, it could be interpreted that 94.3% students significantly believed that the teaching and mentoring process in your institution facilitates you in cognitive, social and emotional growth.

- **The institution provides multiple opportunities to learn and grow.**
સંસ્થા ભણવા માટે અને વિકાસ માટેની ઘણી બધી તકો પૂરી પાડે છે.

Chart-1.9

9. The institution provides multiple opportunities to learn and grow. સંસ્થા ભણવા માટે અને વિકાસ માટેની ઘણી બધી તકો પૂરી પાડે છે.
159 responses



From chart-1.9, it seems that 93.7% students strongly agree in favor of the institution provides multiple opportunities to learn and grow.

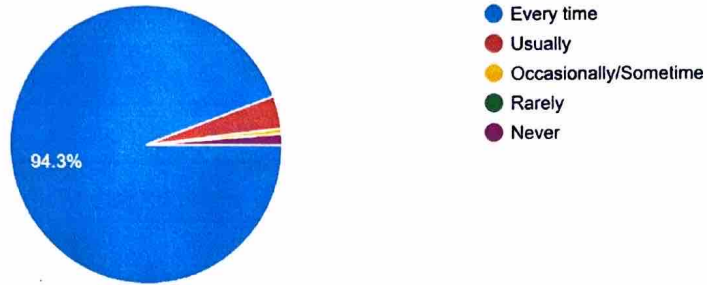
- **Teachers inform you about your expected competencies, course outcomes and programme outcomes.**

શિક્ષકો તમને તમારી અપેક્ષિત લાયકાત, અભ્યાસક્રમનાં પરિણામો અને પ્રોગ્રામનાં પરિણામો વિશે જણાવે છે.

Chart-1.10

10. Teachers inform you about your expected competencies, course outcomes and programme outcomes. શિક્ષકો તમને તમારી અપેક્ષિત લાયકાત, અભ્યાસ...નાં પરિણામો અને પ્રોગ્રામનાં પરિણામો વિશે જણાવે છે.

159 responses



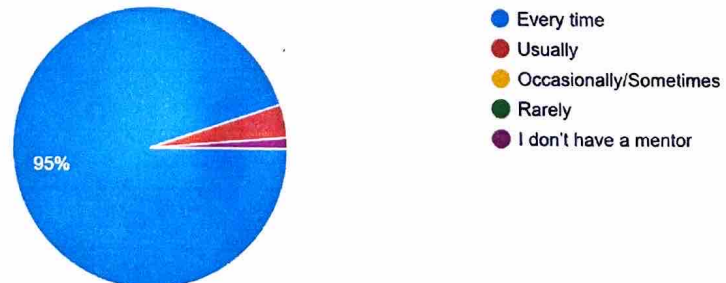
From the chart-1.10, it reveals that 94.3% students gave a full positive response that every time teachers inform about expected competencies, course outcomes and programme outcomes.

- **Your mentor does a necessary follow-up with an assigned task to you.**
તમારા માર્ગદર્શક તમને સોંપાયેલ કાર્ય સાથે આવશ્યક પૂછપરછ કરે છે.

Chart-1.11

11. Your mentor does a necessary follow-up with an assigned task to you. તમારા માર્ગદર્શક તમને સોંપાયેલ કાર્ય સાથે આવશ્યક પૂછપરછ કરે છે.

159 responses



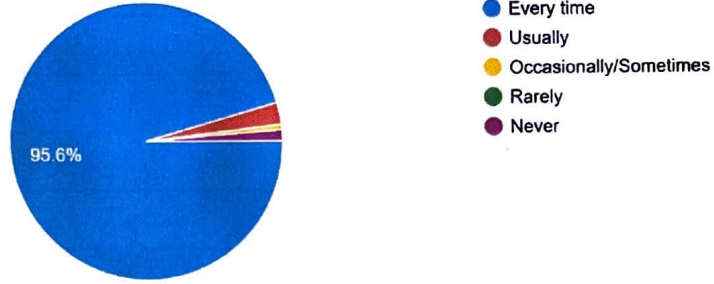
From the chart-1.11, it reveals that 95% respondent positive response that every time mentor take necessary follow-up with an assigned task.

➤ The teachers illustrate the concepts through examples and applications.
શિક્ષકો ઉદાહરણો અને ઉપયોગિતાઓ દ્વારા વિભાવનાઓને સમજાવે છે.

Chart-1.12

12. The teachers illustrate the concepts through examples and applications. શિક્ષકો ઉદાહરણો અને ઉપયોગિતાઓ દ્વારા વિભાવનાઓને સમજાવે છે.

159 responses




Above chart-1.12, show that 95.6% respondent opinion that every time teachers illustrate the concepts through examples and applications.

➤ The teachers identify your strengths and encourage you with providing right level of challenges.
શિક્ષકો તમારી શક્તિને ઓળખે છે અને યોગ્ય સ્તરના પડકારો પ્રદાન કરવા માટે તમને પ્રોત્સાહિત કરે છે.

Chart-1.13

13. The teachers identify your strengths and encourage you with providing right level of challenges. શિક્ષકો તમારી શક્તિને ઓળખે છે અને યોગ્ય સ્તરના પડકારો પ્રદાન કરવા માટે તમને પ્રોત્સાહિત કરે છે.

159 responses



From above chart-1.13, it could be interpreted that 95.6% students fully believed that the teachers identify students strengths and encourage with providing right level of challenges.

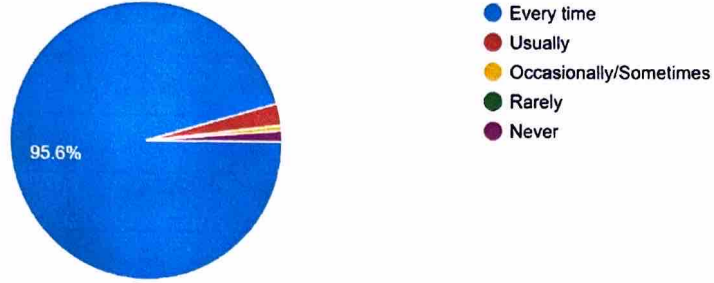
➤ Teachers are able to identify your weaknesses and help you to overcome them.

શિક્ષકો તમારી નબળાઈઓને ઓળખવામાં સક્ષમ છે અને તેમને દૂર કરવામાં તમારી સહાય કરે છે.

Chart-1.14

14. Teachers are able to identify your weaknesses and help you to overcome them. શિક્ષકો તમારી નબળાઈઓને ઓળખવામાં સક્ષમ છે અને તેમને દૂર કરવામાં તમારી સહાય કરે છે.

159 responses



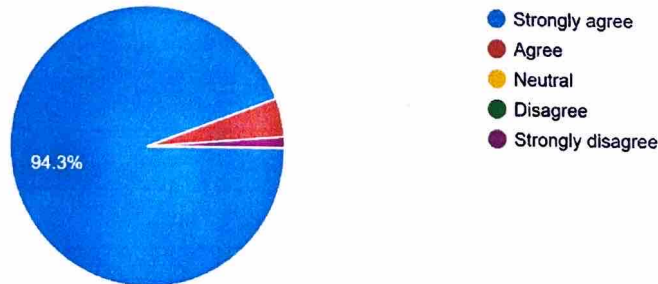
From above chart-1.14, it concluded that the 95.6% students teachers were able to identify students weaknesses and help to overcome them.

- The institution makes effort to engage students in the monitoring, review and continuous quality improvement of the teaching learning process.
સંસ્થા શિક્ષણ- અધ્યયન પ્રક્રિયાના નિરીક્ષણ, સમીક્ષા અને સતત ગુણવત્તા સુધારણામાં વિદ્યાર્થીઓને સમાવવા માટે પ્રયત્નો કરે છે.

Chart-1.15

15. The institution makes effort to engage students in the monitoring, review and continuous quality improvement of the teaching learning process. ... સુધારણામાં વિદ્યાર્થીઓને સમાવવા માટે પ્રયત્નો કરે છે.

159 responses



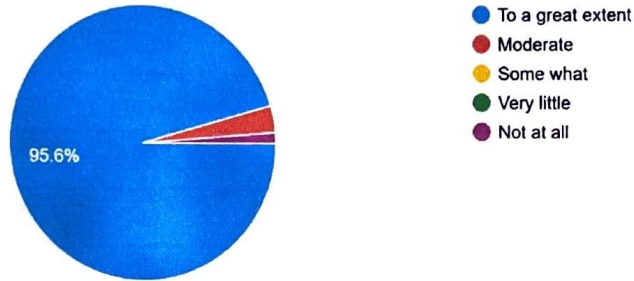
From chart-1.15, it seems that 94.3% students strongly agree in favor of the institution makes effort to engage students in the monitoring, review and continuous quality improvement of the teaching learning process.

- The institute/ teachers use student centric methods, such as experiential learning, participative learning and problem solving methodologies for enhancing learning experiences.

સંસ્થા / શિક્ષકો શીખવાના અનુભવોને વધારવા માટે વિદ્યાર્થી કેન્દ્રિત પદ્ધતિઓનો ઉપયોગ કરે છે, જેમ કે પ્રાયોગિક શિક્ષણ, સહભાગી શિક્ષણ અને સમસ્યાના નિરાકરણની પદ્ધતિઓ.

Chart-1.16

16. The institute/ teachers use student centric methods, such as experiential learning, participative learning and problem solving methodologies for e..., સહભાગી શિક્ષણ અને સમસ્યાના નિરાકરણની પદ્ધતિઓ.
159 responses



From chart-1.16, it seems that 95.6% students suggests with to a great extent the institute/ teachers use student centric methods, such as experiential learning, participative learning and problem solving methodologies for enhancing learning experiences.

- Teachers encourage you to participate in extracurricular activities.

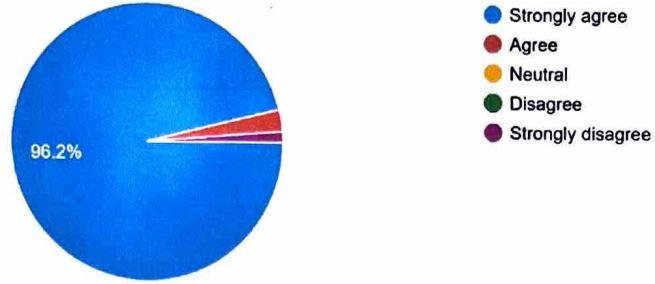
શિક્ષકો તમને અભ્યાસેતર પ્રવૃત્તિઓમાં ભાગ લેવા પ્રોત્સાહિત કરે છે

Chart-1.17



17. Teachers encourage you to participate in extracurricular activities. શિક્ષકો તમને અભ્યાસેતર પ્રવૃત્તિઓમાં ભાગ લેવા પ્રોત્સાહિત કરે છે

159 responses

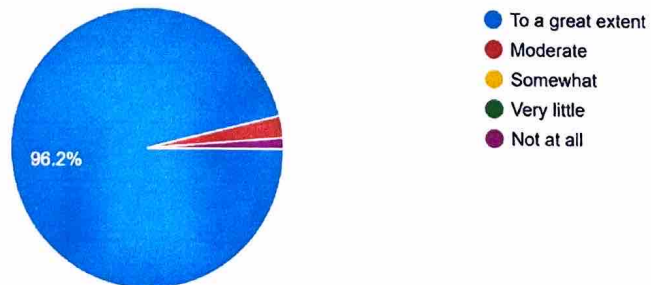


- From chart-1.17, it seems that majority 96.2% students strongly agree for teachers encourage to participate in extracurricular activities.
- **Efforts are made by the institute/ teachers to inculcate soft skills, life skills and employability skills to make you ready for the world of work.**

સંસ્થા / શિક્ષકો દ્વારા તમને રોજગારીની દુનિયા માટે તૈયાર કરવા માટે વ્યવહાર કુશળતા, જીવન કુશળતા અને રોજગારની આવડત લાવવાના પ્રયત્નો કરવામાં આવે છે.

Chart-1.18

18. Efforts are made by the institute/ teachers to inculcate soft skills, life skills and employability skills to make you ready for the world of work. સં... અને રોજગારની આવડત લાવવાના પ્રયત્નો કરવામાં આવે છે.
159 responses



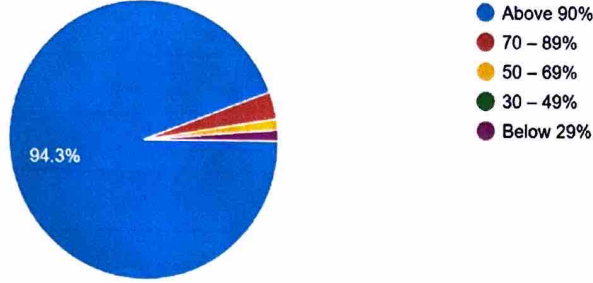
From chart-1.18, it shows that 96.2% students agreed with to a great extent efforts are made by the institute/ teachers to inculcate soft skills, life skills and employability skills to make you ready for the world of work.

- **What percentage of teachers use ICT tools such as LCD projector, Multimedia, etc. while teaching.**

કેટલા ટકા શિક્ષકો ભણાવતી વખતે આઇસીટી ટૂલ્સનો ઉપયોગ કરે છે જેમ કે એલસીડી પ્રોજેક્ટર, મલ્ટિમીડિયા વગેરે.

Chart-1.19

19. What percentage of teachers use ICT tools such as LCD projector, Multimedia, etc. while teaching. કેટલા ટકા શિક્ષકો ભણાવતી વખતે આઇસીટી ટૂલ્સન... કરે છે જેમ કે એલસીડી પ્રોજેક્ટર, મલ્ટિમીડિયા વગેરે.
159 responses

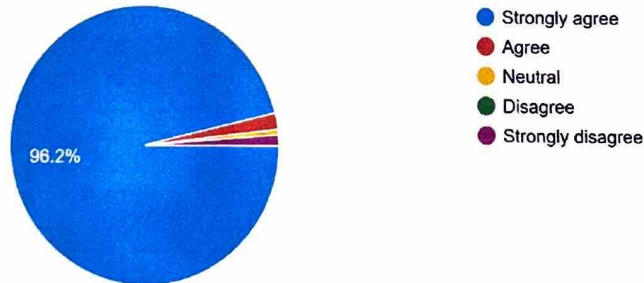


From the above chart-1.19 concluded that according to 94.3% students agree for that above 90% teachers use ICT tools such as LCD projector, Multimedia, etc. while teaching.

- **The overall quality of teaching-learning process in your institute is very good.**
તમારી સંસ્થામાં ભણાવવાની- શીખવવાની પ્રક્રિયાની એકંદર ગુણવત્તા ખૂબ સારી છે.

Chart-1.20

20. The overall quality of teaching-learning process in your institute is very good. તમારી સંસ્થામાં ભણાવવાની- શીખવવાની પ્રક્રિયાની એકંદર ગુણવત્તા ખૂબ સારી છે.
159 responses



From chart-1.20, it seems that 96.2% students strongly agree in favor of the overall quality of teaching-learning process in your institute is very good.

- **Give three observation / suggestions to improve the overall teaching – learning experience in your institution.** તમારી સંસ્થામાં એકંદરે ભણવા-શીખવાનો અનુભવ સુધારવા માટે ત્રણ નિરીક્ષણ / સૂચનો આપો.

- **observation / suggestions**

Everything is good, No need suggestions

No suggestions,

Everything is good,

No need suggestion,

Every thing is good,

No need suggestions,

More internship opportunities,

Every thing is good,

I don't think no need suggestion,

No Suggestions,

All activities are good and no suggestions,

No need suggestion,

No suggestions,

I don't think no need suggestion,

Everything is good,

No suggestion,

No,

No suggestions all is good,

no need to suggestion,

No need to suggestions,

No need to suggest,

Every facility is good,

No need to suggestions,

All facilities,



Good,

More events and industry visits,

More emphasis on skill based learning & promoting entrepreneurial skills,

I don't think there is any need of suggestion,

Every facility is so good,

I Don't think there is any need of suggestions,

I am statisfide with all facilities,

I don't like to study in this college,

Every facility is good.,

More internships opportunities.,

Every facility is Good,

Every facilities is good,

More intership opportunities,

More intership opportunity,

There is no suggestions all activities are great,

No suggestions, all activities are goods,

More internship opportunity,

All activities are good,

This college's learning is very fantastic,

No success,

Everything is good,

No suggestions all activities are good,

All activities are good,

Everything's good,

No institution because my college is best,

Everything is good,

No suggestion all activity are good,



No need suggestions.,
MOST RECOMMEND COLLEGE FOR COMMARCE,
Everything is goodly,
no need suggestion,
Everything is bad,
I don't think no need any suggestions,
I Don't Think No Need Suggestions,
Everything's is good,
Everything is good.,
Young teacher and active teacher,
I dont think no need suggestion,
I dont think no need suggestions,
I don't think no need suggestion.,
Every thing Is good,
Everthing is good,
Everything is good.
no need suggestion.,,
Every thing is possible,
I Don't Thik No Need Suggestions,
No nead suggestion,
I don't think no need suggestions,
No Need Suggestion,
Good education, good explanation,
I don't think you don't need any suggestions,
I don't think no need suggestion.,
I don't think no need to give any suggestions,
No need to give any suggestions,



No it suggestion,

No Need Suggestions,

No in suggestion,

No in suggestion,

No in suggestion,

No it suggestion.

From the above feedback questions all respondent observation and suggestion is as under.

Positive Feedback:

Many respondents expressed satisfaction with their institution, stating that "everything is good" or "every facility is good." This indicates overall contentment with the current state of affairs and suggests that they do not feel any major improvements are necessary.

Some students specifically mentioned that they were satisfied with the facilities provided by their institution and saw no need for suggestions.

Requests for More Opportunities:

A few respondents suggested increasing internship opportunities or events and industry visits. This indicates a desire for more practical exposure and experiential learning opportunities beyond the classroom.

Emphasis on Skill-Based Learning:

One respondent mentioned the need for more emphasis on skill-based learning and promoting entrepreneurial skills, highlighting a desire for a curriculum that focuses on practical skills development.

Mixed Sentiments:

Some responses were mixed, expressing satisfaction with the institution while also acknowledging areas that could potentially be improved.

Negative Feedback:

A small number of respondents expressed dissatisfaction with their institution or indicated a lack of interest in studying there. These responses suggest that there may be underlying issues that need to be addressed to improve the overall learning experience.

As per above all charts all attributes is good. It indicates that the feedback regarding, all attributes very good.



Overall, while the majority of responses convey satisfaction with the institution, there are also valuable suggestions for improvement, particularly in providing more practical opportunities and skill-based learning experiences. Additionally, negative feedback highlights areas where the institution may need to address concerns to enhance the overall learning environment and student satisfaction.



S. D. Desai
for
In Charge Principal
Sir K. P. College of Commerce
Surat