

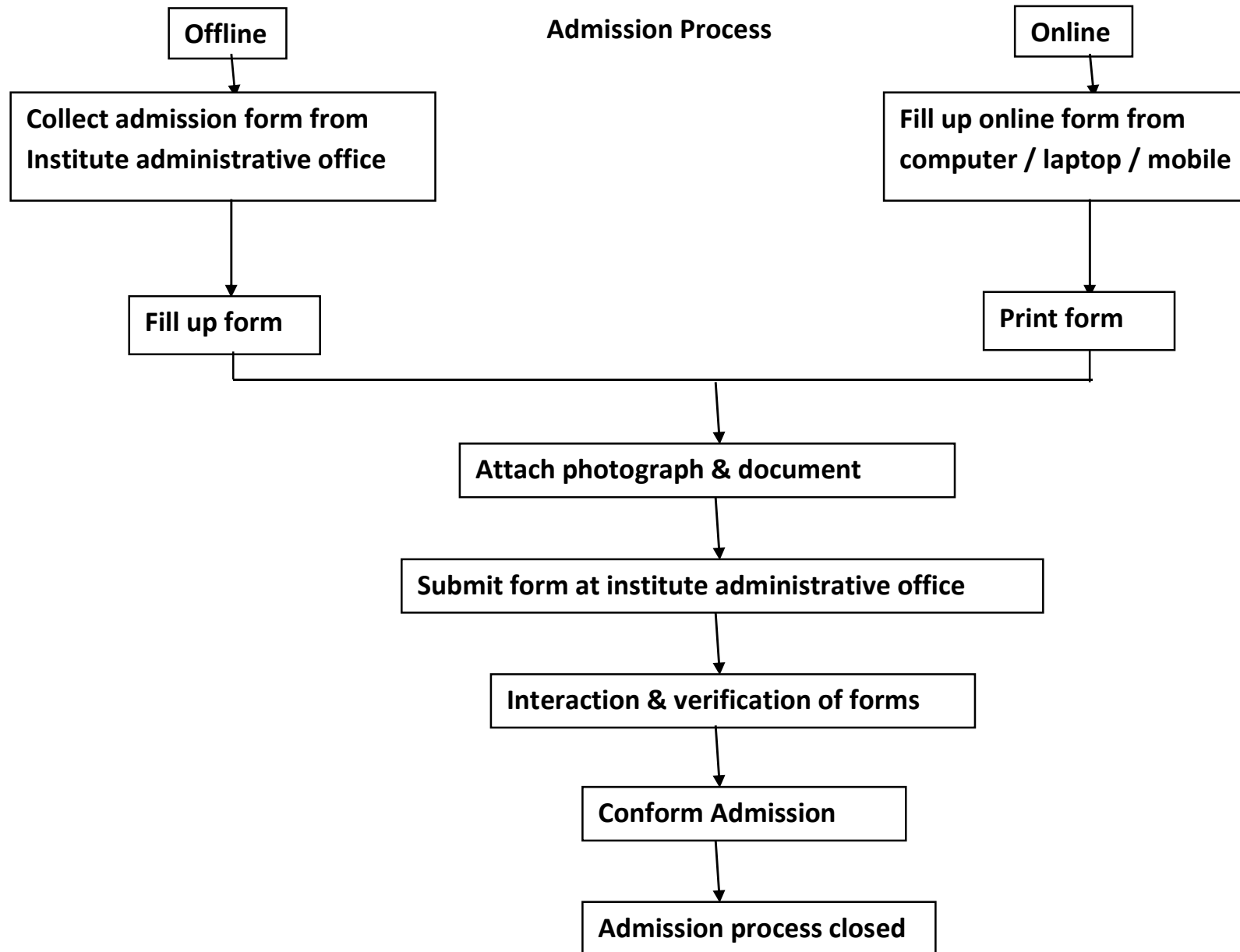
Sir K P College of commerce Module Detail

SR NO	Module Detail	Area of Application
1	Online Admission Management	<ul style="list-style-type: none"> Admission form can be designed as per your need. It can have any kind of fields like text, number, options, switch, list, photo and file attachment. These fields can be grouped in different sections. Support multiple admission forms collection at same time.
2	Student Record Management (General Register)	<ul style="list-style-type: none"> General register is organized in sections and fields. Apart from standard student fields, institutes can have additional sections/fields of their choice. Dynamic implementation allows creating new sections/fields whenever the need arises at a later stage. Import/export student data from/to EXCEL file. Possible to update student data using bulk update facility.
3	Class Management	<ul style="list-style-type: none"> Any number of classes can be created depending on the need. Easy options to manage and view various information about students, subjects related to the class. Students from previous year can easily enroll into New Year class. Transfer students across classes. Auto roll number generation on various criteria.
4	Fee Management (Online + Offline)	<ul style="list-style-type: none"> Feature rich, fully configurable module that supports any kind of fee collection needs. Allows structured (fixed installments) as well as non structured fee collection. Easily configurable fee heads, receipt books, installments, late payment rules Customizable fee receipt print layout in any size Track cancel fee records Feature to provide concession, optionally with donor. Tally integration available Facility to integrate with online fee collection service.
5	Payment Collection	<ul style="list-style-type: none"> Fully configurable module that supports any kind of payment collection needs. Easily configurable payment heads, receipt books and rules for payment collection. Customizable payment receipt print layout in any size. Track cancel payment records
6	Certificate and Forms Preparation	<ul style="list-style-type: none"> Customizable layout and size. Fetch student general register details automatically.

		<ul style="list-style-type: none">• Facility to print certificate/form with outward number.• Historical records are maintained.• Certificate/Form can be printed for student even if his/her record doesn't exist in the software.
--	--	--

7	CBT (Computer Based Test)	<ul style="list-style-type: none"> • Individual logins for students. • Built in question paper generator which also supports complex mathematical and physics equations. • Question and option shuffling facility. • Web based user friendly application for conducting test. • Immediate student result calculation. • Various analytic reports. • Export results to class exam. 	Fully Implemented
8	Timetable Management	<ul style="list-style-type: none"> • Allows creating multiple time tables with auto and/or manual mode. • Easy interfaces to map teacher allocations to class subjects. This includes setting no of periods per week and other related criteria like join periods, time preference etc. • In place information and validations while allocating periods manually and avoid conflicts. • Support to handle multiple teachers for the same subject. • Support to handle optional and split subjects. • Print class wise, teacher wise and room wise timetables. • View teachers' availability for proxy allocations. • Built-in right management to easily provide different levels of access to teachers according to their bonding with the class. 	Partially Implemented
9	Student Attendance Management	<ul style="list-style-type: none"> • Attendance recording from computer and/or Android mobile/tablet. • Attendance can be taken by an individual Professor. • Support for consolidated attendance. • Supports subject wise / batch wise attendance. 	Partially Implemented
10	Exam Management	<ul style="list-style-type: none"> • Fully configurable module allows creating any type of exams. • Mark submission can be done from computer and Android phone/tablet. • Subject teachers can submit marks themselves. 	Partially Implemented
11	T V Screen	<ul style="list-style-type: none"> • Manage Multiple TV Units at one place. • Add text and image content with time management. 	Being Implementation
12	App and Website Presence & Publications	<ul style="list-style-type: none"> • An advanced cloud platform to build Auto sync web and mobile applications. Single update via management application reflects in both platforms making it easy to manage. • Built in push notification mechanism increases user engagement and keeps them on track about updates. 	Being Implementation

		<ul style="list-style-type: none"> ● A user-friendly management application for Content updated/uploaded. Changes will appear in the website and app both. 	
13	App Messaging	<ul style="list-style-type: none"> ● Messages can be sent as public or private. ● Attendance, exam marks, class wise general notice can be sent to individual students. ● Send template and custom both messages via app messenger. ● Option for sending Images and file attachment via app messenger. ● Built in messaging to inform parents when a fee is paid and also to send pending fee messages. 	Being Implementation




Online Re-Admission Process


Step 1 – Select Re-Admission from and click on Go button


Online Registration x +

← → ↻ ⚠ Not secure | admission.skpc.czeroq.net ☆ 🔑 ⚙ 📶 ⋮

**Sir K P College of Commerce**
Surat

ONLINE REGISTRATION PORTAL

 Admission Process Overview

 Online Form Registration Process

Online Form Registration

Register form for

SY BCom Honors ⌵

GO

OR


Don't press 'BACK' button. Use on-screen options/controls to navigate.

By ZeroQ.net

Step 2 :- Enter Enrollment number and Birth Date for Login

Online Registration x +

Not secure | admission.skpcc.zeroq.net

 **Sir K P College of Commerce**
Surat

ONLINE REGISTRATION PORTAL

[Home](#) Admission for: **SY BCom Honors**

Enter Initial details

Enrollment No

Birth Date


Don't press 'BACK' button. Use on-screen options/controls to navigate.

By ZeroQ.net

Step 3:- after successful login Fill Detail in form

Online Registration x (1) - Inbox - Zoho Mail (support) x +

Not secure | admission.skpcz.zeroq.net

 **Sir K P College of Commerce**
Surat

ONLINE REGISTRATION PORTAL

< Home Admission for: **SY BCom Honors**

Fill Admission Form

GENERAL INFO.	General Info.
CONTACT INFO. ⓘ	Student's Surname Patel
OTHER DETAIL ⓘ	Student's First name Prakashbhai
FEE COLLECTION DETAIL S.Y.B.COM SEM 3	Student's Father's name Kantilal
	Gender Male
	Date of birth 25/Mar/1986
	Category

ⓘ Please fill all * marked fields

PREVIOUS NEXT


Don't press 'BACK' button. Use on-screen options/controls to navigate.

By ZeroQ.net

Step 4 :- after fill all detail click in proceed

Online Registration x (1) - Inbox - Zoho Mail (support) x +


Not secure | admission.skpcz.zeroq.net


 **Sir K P College of Commerce**
Surat

ONLINE REGISTRATION PORTAL

< Home Admission for: **SY BCom Honors**

Fill Admission Form

GENERAL INFO.	● Fee Collection Detail S.Y.B.Com Sem 3	
CONTACT INFO.	Fee Receipt No. S.Y.B.Com. Sem 3	214
OTHER DETAIL	Fees(Rs.) S.Y.B.Com. Sem 3	2300
FEE COLLECTION DETAIL S.Y.B.COM SEM 3	Date S.Y.B.Com. Sem 3	01 / 05 / 2020 

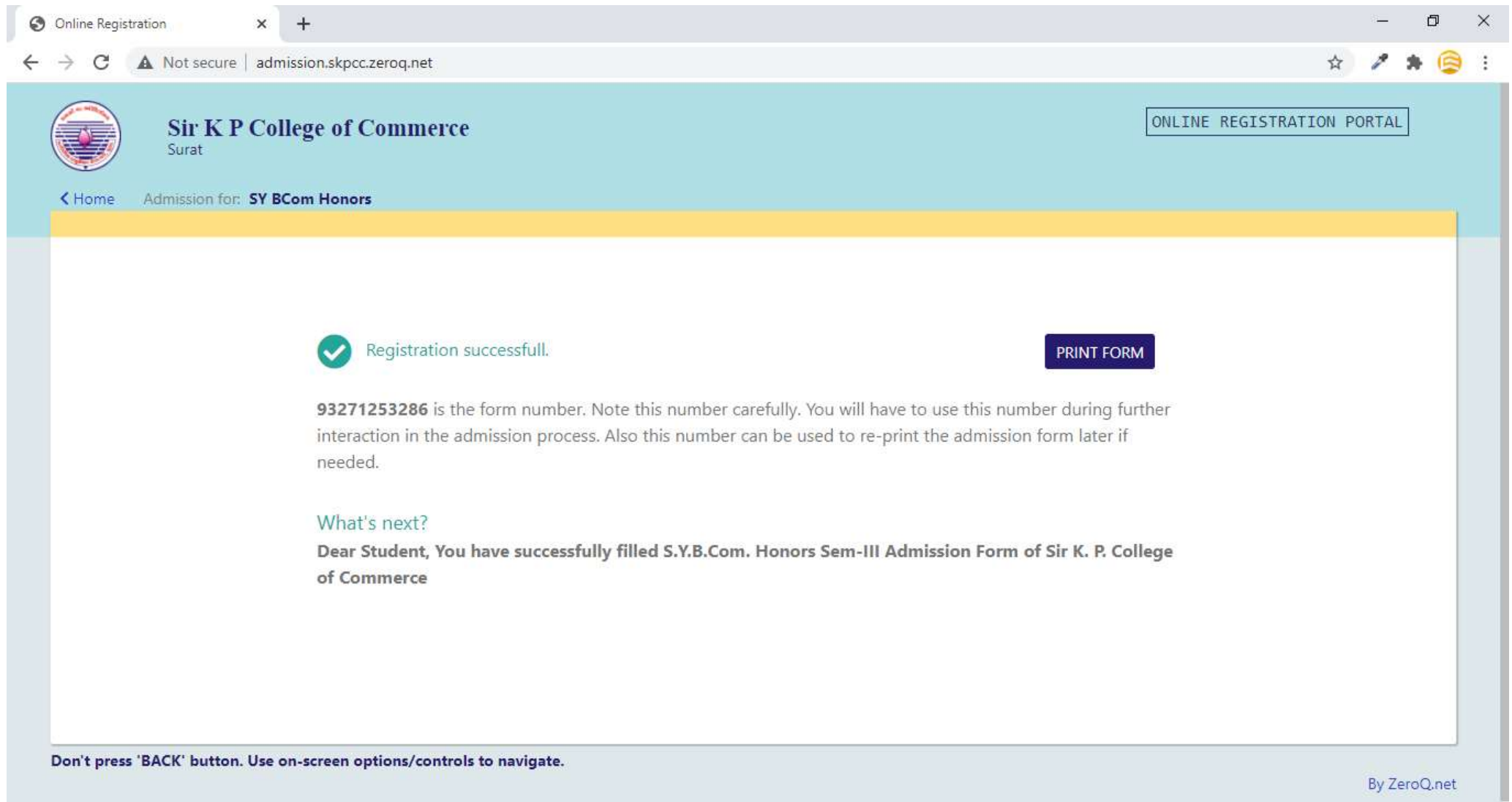
 Please fill all * marked fields

PROCEED

Don't press 'BACK' button. Use on-screen options/controls to navigate.

By ZeroQ.net


Step 5 :- After Complete that process print that form .



The screenshot shows a web browser window with the address bar displaying "admission.skpsc.zeroq.net". The page header includes the Sir K P College of Commerce logo and name, and a button labeled "ONLINE REGISTRATION PORTAL". Below the header, there is a navigation bar with a home icon and the text "Admission for: SY BCom Honors". The main content area features a green checkmark icon and the text "Registration successfull." (note the typo). To the right of this text is a dark blue button labeled "PRINT FORM". Below this, a paragraph states: "93271253286 is the form number. Note this number carefully. You will have to use this number during further interaction in the admission process. Also this number can be used to re-print the admission form later if needed." This is followed by a section titled "What's next?" in green, which contains the message: "Dear Student, You have successfully filled S.Y.B.Com. Honors Sem-III Admission Form of Sir K. P. College of Commerce". At the bottom of the page, a footer note says "Don't press 'BACK' button. Use on-screen options/controls to navigate." and the text "By ZeroQ.net" is visible in the bottom right corner.


Online Registration

Not secure | admission.skpsc.zeroq.net

 **Sir K P College of Commerce**
Surat

ONLINE REGISTRATION PORTAL

[Home](#) Admission for: **SY BCom Honors**

 Registration successfull.

PRINT FORM

93271253286 is the form number. Note this number carefully. You will have to use this number during further interaction in the admission process. Also this number can be used to re-print the admission form later if needed.

What's next?

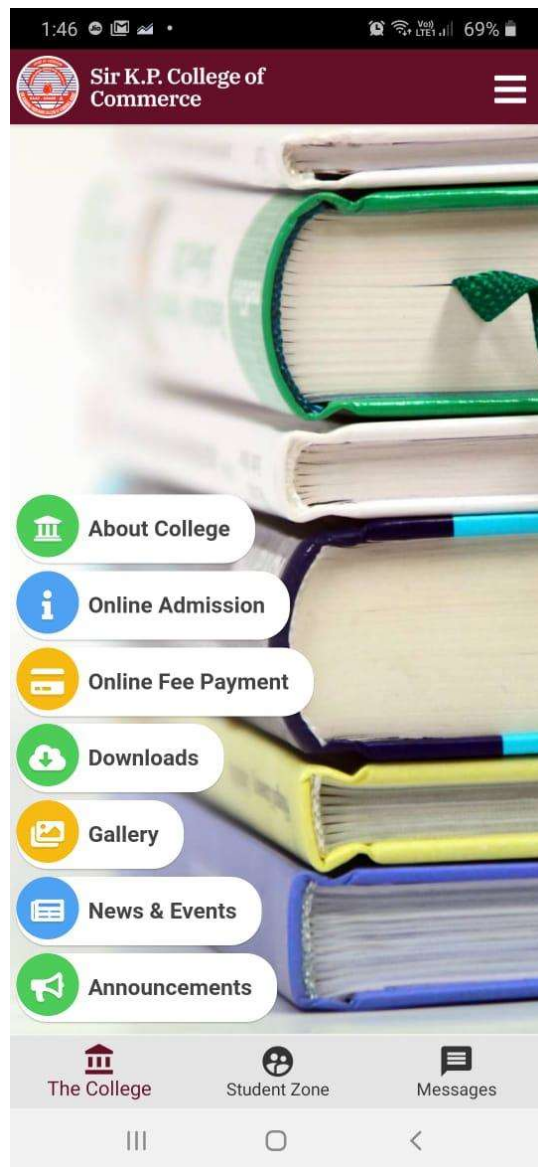
Dear Student, You have successfully filled S.Y.B.Com. Honors Sem-III Admission Form of Sir K. P. College of Commerce

Don't press 'BACK' button. Use on-screen options/controls to navigate.

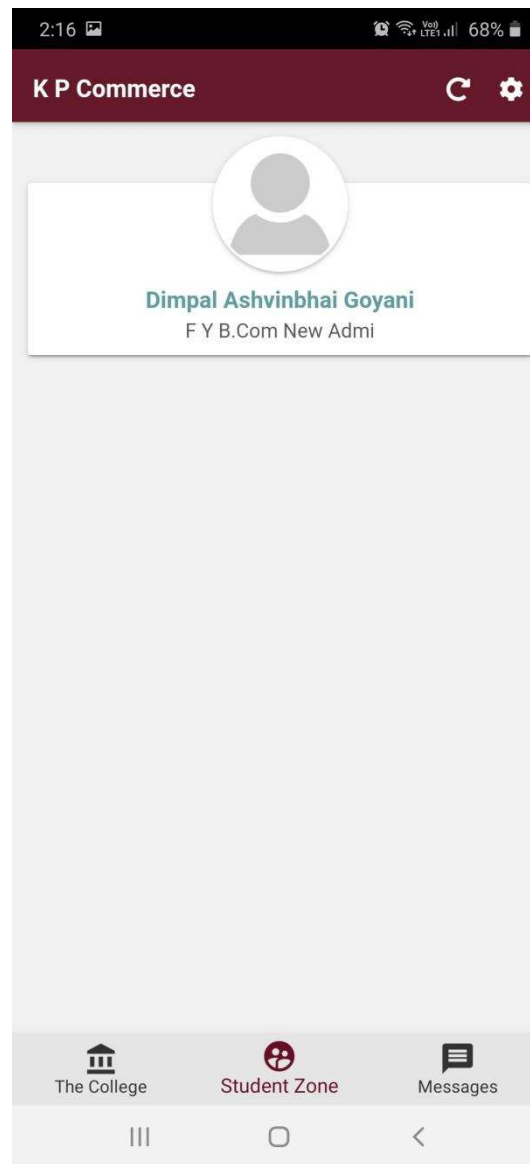
By ZeroQ.net

Online Fee Payment Process

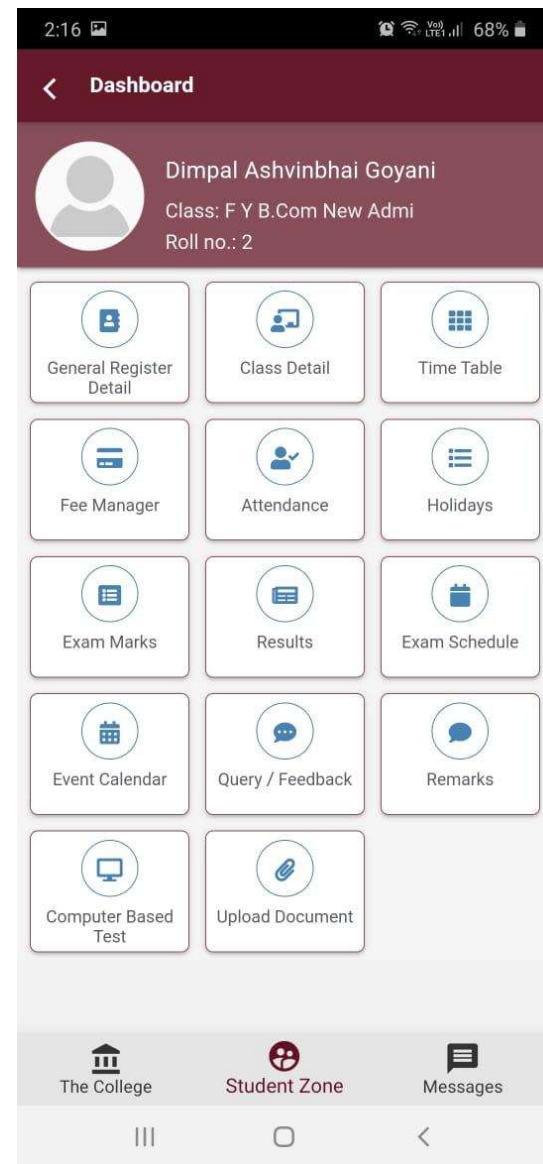
Step 1 :- Click on student zone



Step 2 :- Click on student name



Step 3 :- Click in Fee Manager



Step 4 :- Click on Pay Now

2:16 67%

< **Fee Manager**
Dimpal Goyani

F.Y.B.Com Semester-I

Payable: ₹ 2385

Paid: ₹ 0

Pending: ₹ 2385

The College Student Zone Messages

III ○ <

Step 5 :- Fill Detail and Click on Pay

2:16 67%

< **Fee Manager**
Dimpal Goyani

Name: Dimpal Ashvinbhai Goyani

Class: F Y B.Com New Admi

Fees For: F.Y.B.Com Semester-I

Mobile: *
9428979718

Email:
yagnesh9299@gmail.com

Amount: 2385 (Full Payment) ▾

The College Student Zone Messages

III ○ <

Step 6 :- Note Reference number and click on proceed

2:17 67%

< **Fee Manager**
Dimpal Goyani

Name: Dimpal Ashvinbhai Goyani

Class: F Y B.Com New Admi

Fees For: F.Y.B.Com Semester-I

Mobile: *
9428979718

Note & Pay
Dimpal Goyani

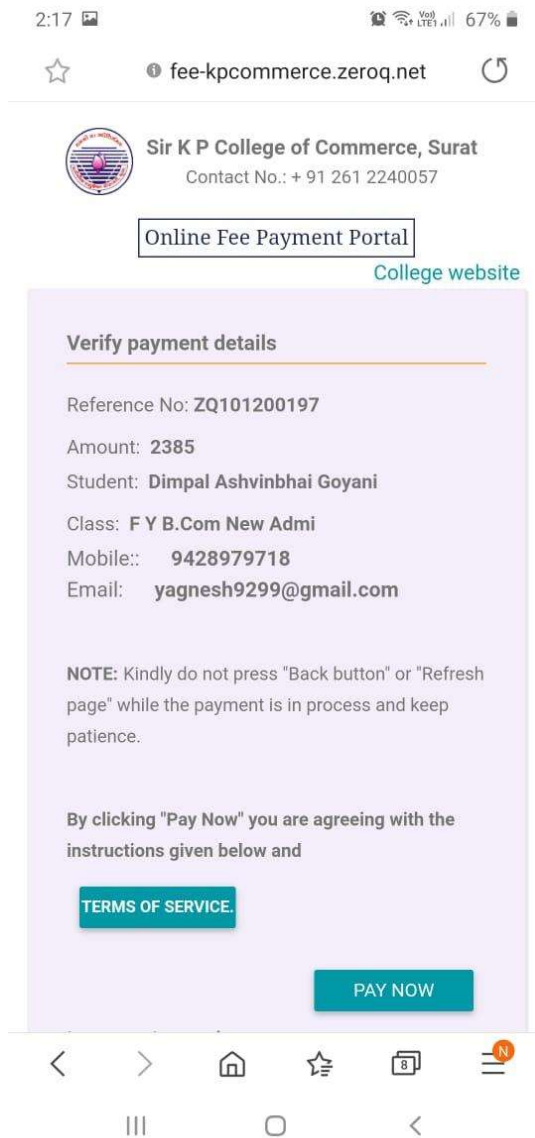
Reference number: ZQ101200197

IMPORTANT: Please note this Reference no. and produce it at the institute in case the money is deducted from your account but transaction couldn't completed due any connectivity problem.

The College Student Zone Messages

III ○ <

Step 7 :- Click on Pay Now button



Step 8 :- Select your payment option and pay fees

